
















































































## THE THREE MOST COMMON PRODUCT CATEGORIES NOTIFIED

 European Union	23%  Toys	16%  Motor vehicles	10%  Cosmetics
 Austria	62%  Toys	11%  Motor vehicles	7%  Childcare articles and children's equipment
 Belgium	37%  Clothing, textiles and fashion items	20%  Pyrotechnic articles	12%  Motor vehicles
 Bulgaria	39%  Chemical products	18%  Motor vehicles	15%  Childcare articles and children's equipment
 Croatia	45%  Toys	9%  Electrical appliances and equipment	9%  Childcare articles and children's equipment
 Cyprus	42%  Clothing, textiles and fashion items	30%  Toys	12%  Childcare articles and children's equipment
 Czechia	13%  Cosmetics	6%  Hobby/sports equipment	6%  Protective equipment
 Denmark	89%  Pyrotechnic articles	6%  Childcare articles and children's equipment	6%  Lighting equipment
 Estonia	50%  Toys	38%  Electrical appliances and equipment	13%  Protective equipment
 Finland	30%  Toys	11%  Clothing, textiles and fashion items	10%  Protective equipment
 France	35%  Motor vehicles	16%  Toys	10%  Chemical products

## THE THREE MOST COMMON RISKS NOTIFIED

35%  Chemical	25%  Injuries	14%  Choking
55%  Choking	16%  Injuries	14%  Damage to hearing
43%  Injuries	15%  Strangulation	11%  Damage to hearing
36%  Chemical	36%  Injuries	11%  Choking
48%  Choking	24%  Chemical	8%  Electric shock
38%  Chemical	35%  Injuries	14%  Strangulation
47%  Chemical	23%  Environment	8%  Choking
42%  Burns	21%  Injuries	18%  Fire
27%  Choking	27%  Electric shock	27%  Fire
36%  Chemical	15%  Choking	13%  Electric shock
30%  Injuries	19%  Chemical	12%  Choking

THE THREE MOST COMMON  
PRODUCT CATEGORIES NOTIFIED

THE THREE MOST COMMON  
RISKS NOTIFIED



Germany

49%



Motor vehicles

20%



Jewellery

5%



Electrical appliances  
and equipment

40%



Injuries

27%



Chemical

13%



Fire



Greece

43%



Jewellery

14%



Clothing, textiles  
and fashion items

14%



Electrical appliances  
and equipment

86%



Chemical

14%



Electric shock

-



Hungary

29%



Toys

25%



Electrical appliances  
and equipment

18%



Lighting chains

18%



Burns

18%



Choking

16%



Fire



Iceland

40%



Protective  
equipment

30%



Childcare articles  
and children's  
equipment

20%



Toys

45%



Injuries

18%



Chemical

18%



Choking



Ireland

43%



Chemical products

14%



Cosmetics

13%



Toys

45%



Chemical

11%



Microbiological

7%



Injuries



Italy

37%



Cosmetics

25%



Clothing, textiles  
and fashion items

16%



Toys

71%



Chemical

7%



Burns

7%



Electric shock



Latvia

19%



Toys

15%



Chemical  
products

15%



Electrical appliances  
and equipment

22%



Electric shock

22%



Injuries

19%



Chemical



Lithuania

34%



Cosmetics

26%



Toys

11%



Clothing, textiles  
and fashion items

49%



Chemical

13%



Choking

12%



Injuries



Luxembourg

45%



Toys

11%



Furniture

6%



Lighting chains

22%



Choking

19%



Chemical

13%



Environment



Malta

84%



Toys

16%



Recreational crafts

-

28%



Chemical

23%



Suffocation

18%



Environment



Norway

30%



Electrical appliances  
and equipment

20%



Toys

16%



Decorative articles

44%



Environment

31%




























































Chemical

15%



Choking

	THE THREE MOST COMMON PRODUCT CATEGORIES NOTIFIED			THE THREE MOST COMMON RISKS NOTIFIED		
 Poland	60%  Toys	11%  Electrical appliances and equipment	7%  Machinery	26%  Chemical	18%  Choking	18%  Injuries
 Portugal	100%  Motor vehicles	-	-	83%  Injuries	13%  Fire	4%  Environment
 Romania	91%  Clothing, textiles and fashion items	3%  Electrical appliances and equipment	2%  Cosmetics	30%  Injuries	27%  Chemical	18%  Choking
 Slovakia	63%  Jewellery	14%  Toys	7%  Cosmetics	70%  Chemical	11%  Choking	7%  Injuries
 Slovenia	31%  Machinery	31%  Protective equipment	23%  Childcare articles and children's equipment	57%  Injuries	29%  Health risk / other	7%  Electric shock
 Spain	36%  Toys	18%  Childcare articles and children's equipment	18%  Cosmetics	46%  Choking	15%  Chemical	15%  Injuries
 Sweden	56%  Cosmetics	17%  Toys	10%  Electrical appliances and equipment	71%  Chemical	12%  Environment	5%  Electric shock
 The Netherlands	24%  Toys	18%  Childcare articles and children's equipment	18%  Electrical appliances and equipment	21%  Choking	21%  Injuries	17%  Electric shock
 United Kingdom in respect of Northern Ireland	1%  Cosmetics	-	-	100%  Microbiological	-	-

Percentages are related to the total number of alerts per country. One alert can include more than one risk.

